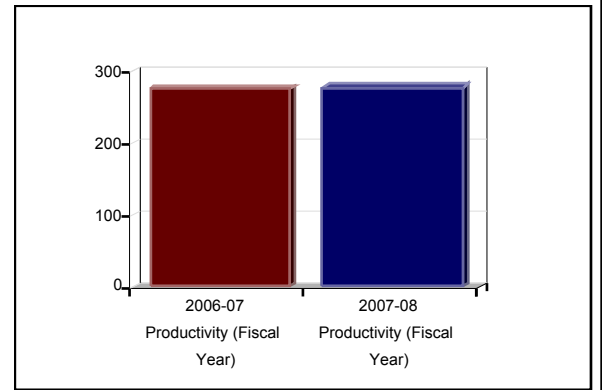
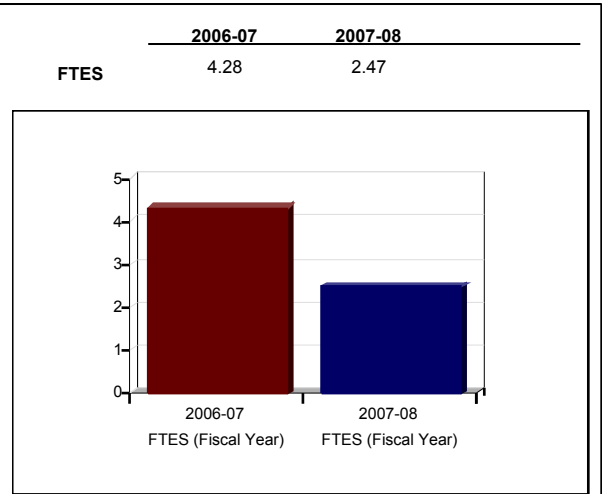


Dimension	Actual	
	2006-07	2007-08
Enrollment/Grades (Fiscal Year)	84	50
WSCH (Fiscal Year)	192	111
Productivity (Fiscal Year)	275	278
Retention % (Fiscal Year)	96%	100%
Success % (Fiscal Year)	93%	92%
Classroom Teaching FTEF (Academic Yr)		
PT/Overload FTEF	0.10	
Total FTEF	0.10	
Percent PT/Overload FTEF	100%	
Reassigned FTEF	0.00	0.00
Number of Sections (Fiscal Yr)	4	3
% Non-Vocational	100%	100%
% Transferable	25%	
% Degree Applicable	25%	
% Non-Basic Skills	100%	100%



Success Rates, Fiscal Year

Definitions

Dimension	Distribution		Success	Non-success	Withdraw	Percent Success	Percent Non-success	Percent Withdraw
	Count	Col %						
Ethnicity								
Asian	0	0	0	0	0	0	0	0
Black	0	0	0	0	0	0	0	0
Filipino	0	0	0	0	0	0	0	0
Hispanic	0	0	0	0	0	0	0	0
White	0	0	0	0	0	0	0	0
Other	0	0	0	0	0	0	0	0
Unrecorded	0	0	0	0	0	0	0	0
Total	0	0	0	0	0	0	0	0
Gender								
Female		0	0	0	0	0	0	0
Male		0	0	0	0	0	0	0
Total		0	0	0	0	0	0	0
Age								
20 - 24	0	0	0	0	0	0	0	0
25 - 29	0	0	0	0	0	0	0	0
30 - 34	0	0	0	0	0	0	0	0
35 - 39	0	0	0	0	0	0	0	0
40 - 49	0	0	0	0	0	0	0	0
50 +	0	0	0	0	0	0	0	0
Total	0	0	0	0	0	0	0	0

Enrollment/Grades:
Sum of end-of-term grade count including Ws.

WSCH:
Sum of quarterly End-of-Term Weekly Student Contact Hours.

FTEF:
Full Time Equivalent Student

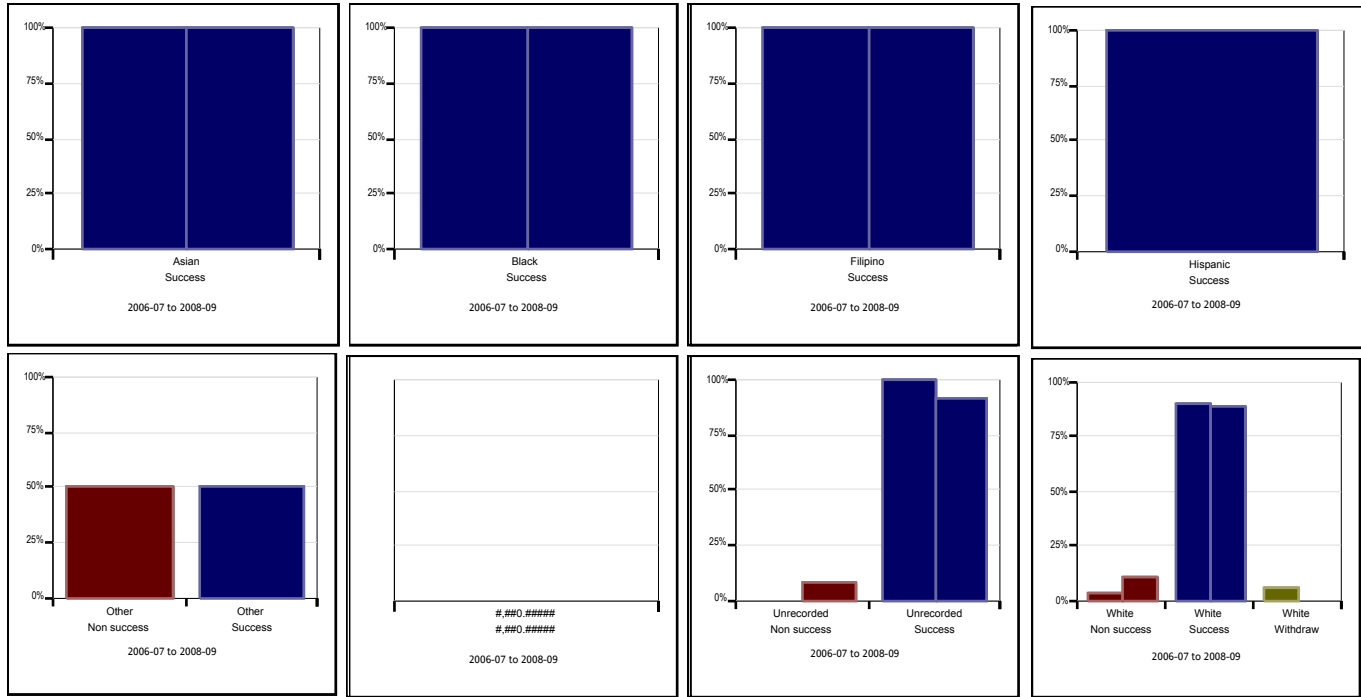
Retention %:
Number of students receiving a successful or non-successful grade / total number of students receiving a grade.

Success %:
Number of students receiving an A,B,C or CR grade / total number of students receiving a grade.

FTEF:
Sum of teaching load factors for Fall, Winter, and Spring quarters by assignment type, excluding reassignments.

Productivity:
Four-term total WSCH / four-term total FTEF, excluding reassignments.

Reassigned FTEF:
Sum of load in 994, 995, 998, and 999 courses.



Distribution and Success by Ethnicity

Year/Demographic	Count	Col %	Success	Non-success	Withdraw	Percent Success	Percent Non-success	Percent Withdraw	Percent Retained
Fiscal Year									
Hispanic	0	0	0	0	0	0	0	0	0
White	0	0	0	0	0	0	0	0	0
Unrecorded	0	0	0	0	0	0	0	0	0
Other	0	0	0	0	0	0	0	0	0
Asian	0	0	0	0	0	0	0	0	0
Black	0	0	0	0	0	0	0	0	0
Filipino	0	0	0	0	0	0	0	0	0
Total	0	0	0	0	0	0	0	0	0
Fiscal Year 2007-08									
Hispanic	0	0	0	0	0	0	0	0	0
Other	0	0	0	0	0	0	0	0	0
Asian	3	6	3	0	0	100	0	0	100
Black	1	2	1	0	0	100	0	0	100
Filipino	3	6	3	0	0	100	0	0	100
White	18	36	16	2	0	89	11	0	100
Unrecorded	25	50	23	2	0	92	8	0	100
Total	50	100	46	4	0	92	8	0	100
Fiscal Year 2006-07									
Asian	4	5	4	0	0	100	0	0	100
Black	3	4	3	0	0	100	0	0	100
Filipino	1	1	1	0	0	100	0	0	100
Hispanic	8	10	8	0	0	100	0	0	100
White	52	62	47	2	3	90	4	6	94
Other	2	2	1	1	0	50	50	0	100
Unrecorded	14	17	14	0	0	100	0	0	100
Total	84	100	78	3	3	93	4	4	96